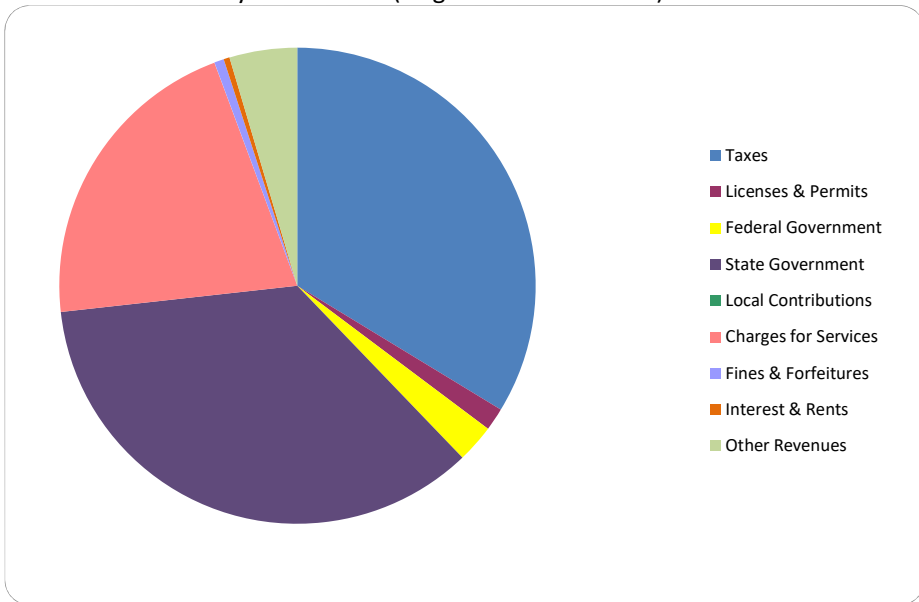


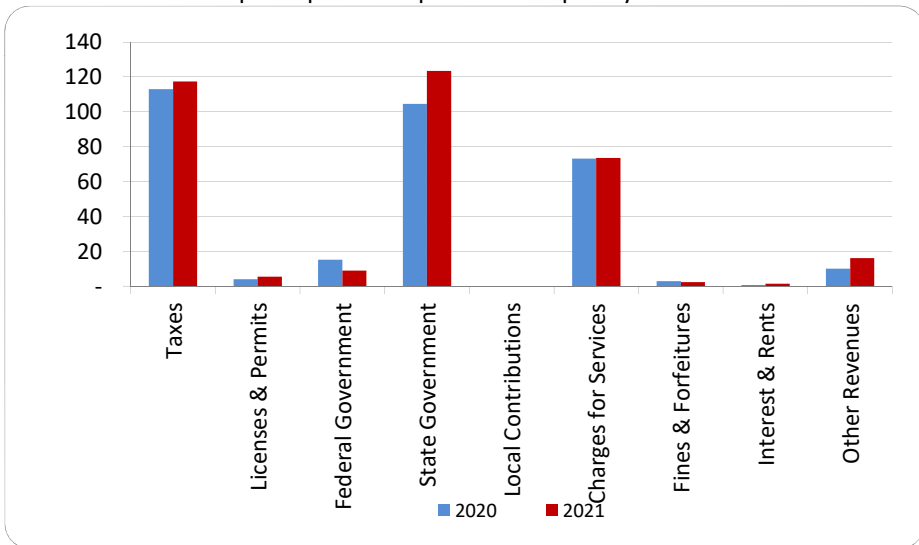
**1. Where our money comes from (all governmental funds)**



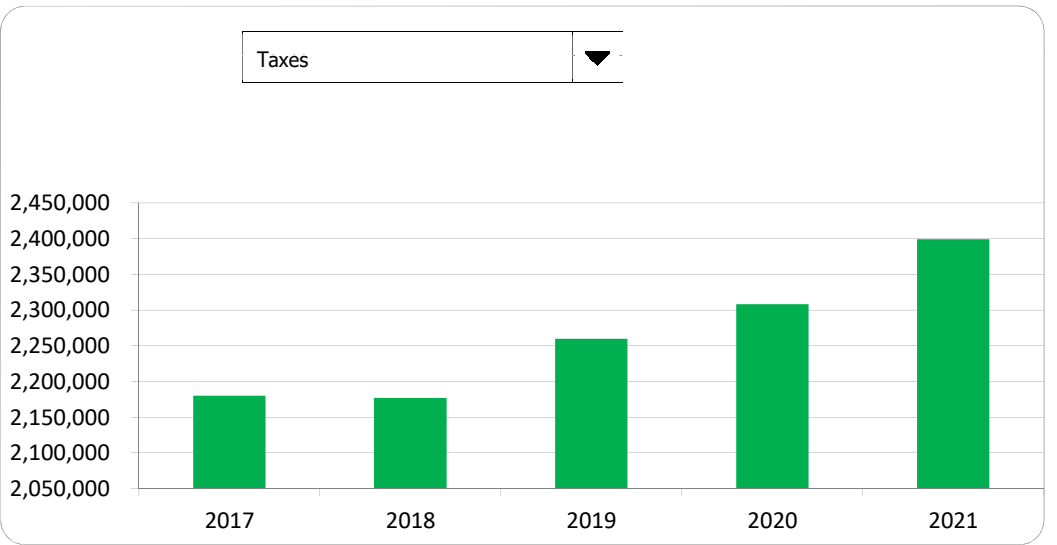
**2. Compared to the prior year**

	<u>2020</u>	<u>2021</u>	<u>% change</u>
Taxes	\$ 2,308,363	\$ 2,399,452	3.95%
Licenses & Permits	83,083	109,647	31.97%
Federal Government	312,296	184,267	-41.00%
State Government	2,138,321	2,520,763	17.89%
Local Contributions	-	-	N/A
Charges for Services	1,496,447	1,501,218	0.32%
Fines & Forfeitures	58,410	47,458	-18.75%
Interest & Rents	15,430	28,783	86.54%
Other Revenues	203,700	327,893	60.97%
<b>Total Revenues</b>	<b>\$ 6,616,050</b>	<b>\$ 7,119,481</b>	<b>7.61%</b>

**3. Revenue sources per capita - compared to the prior year**



**4. Historical trends of individual sources**



**Commentary:**

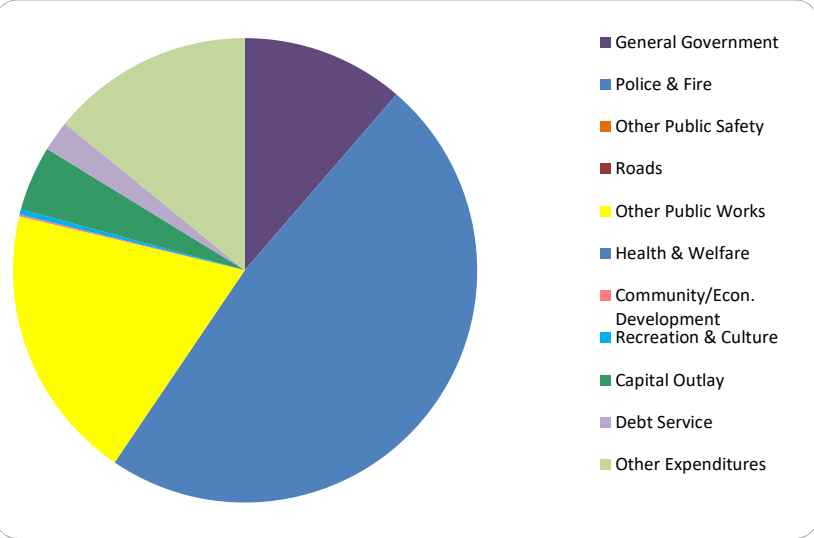
For more information on our unit's finances, contact Daniel K Eashoo at 810-640-2000 ext. 226.

**CITIZEN'S GUIDE TO LOCAL UNIT FINANCES - Genesee Charter Township (25-1110)**

**EXPENDITURES**

1. Where we spend our money (all governmental funds)

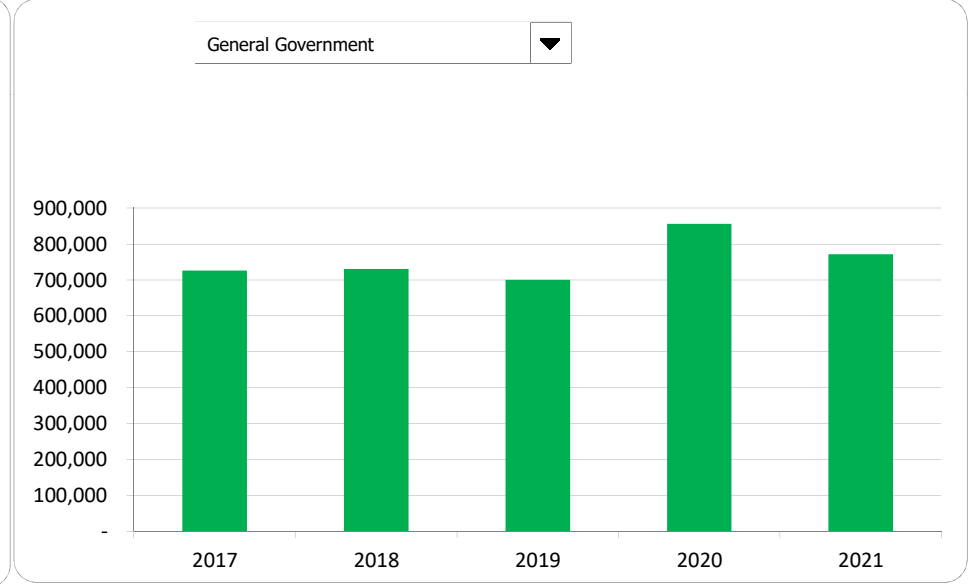
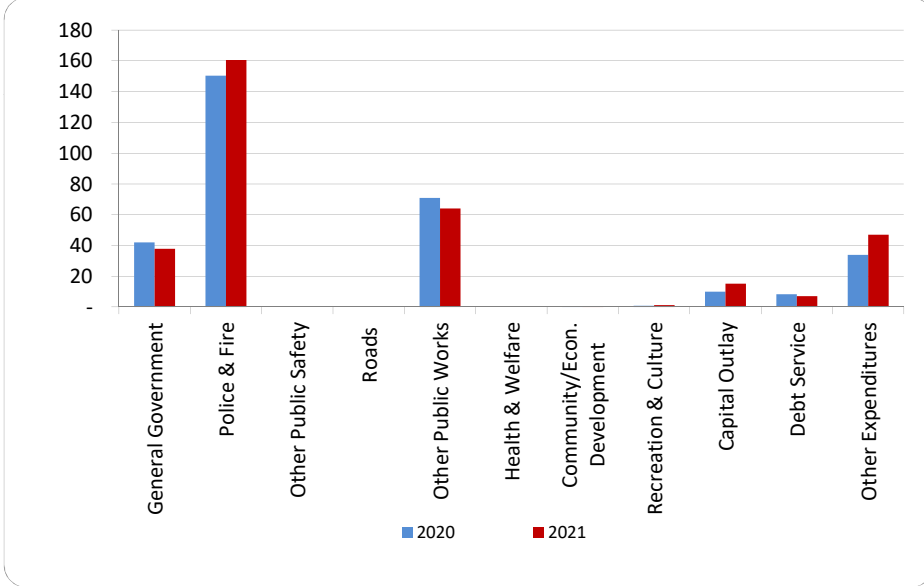
2. Compared to the prior year



	2020	2021	% change
General Government	\$ 856,454	\$ 771,213	-9.95%
Police & Fire	3,074,684	3,281,112	6.71%
Other Public Safety	-	-	N/A
Roads	-	-	N/A
Other Public Works	1,448,881	1,310,156	-9.57%
Health & Welfare	-	-	N/A
Community/Econ. Development	7,538	8,623	14.39%
Recreation & Culture	14,934	25,061	67.81%
Capital Outlay	201,703	308,593	52.99%
Debt Service	167,997	144,490	-13.99%
Other Expenditures	692,688	961,895	38.86%
<b>Total Expenditures</b>	<b>\$ 6,464,879</b>	<b>\$ 6,811,143</b>	<b>5.36%</b>

3. Spending per capita - compared to the prior year

4. Historical trends of individual departments:

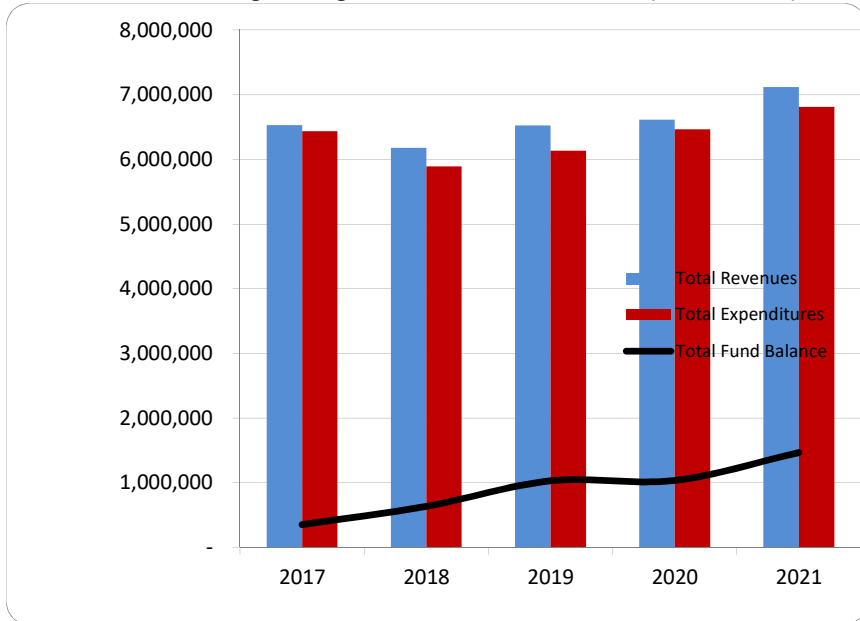


Commentary:

**CITIZEN'S GUIDE TO LOCAL UNIT FINANCES - Genesee Charter Township (25-1110)**

**FINANCIAL POSITION**

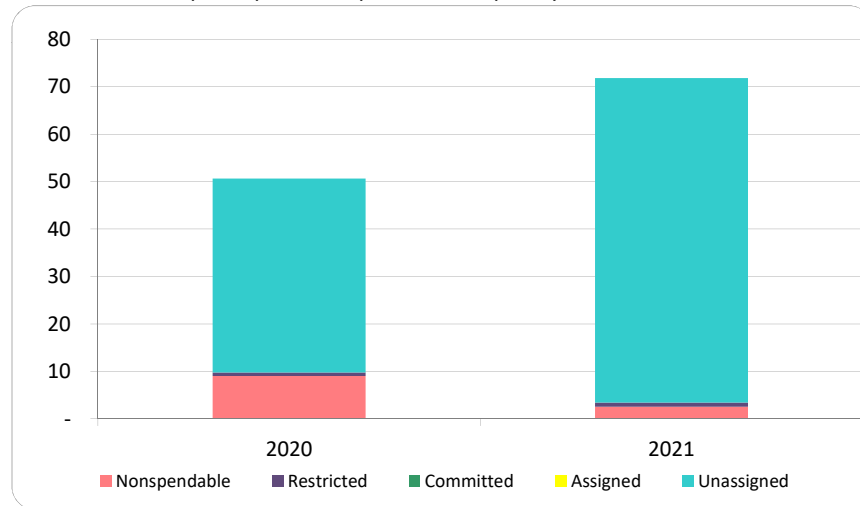
1. How have we managed our governmental fund resources (fund balance)?



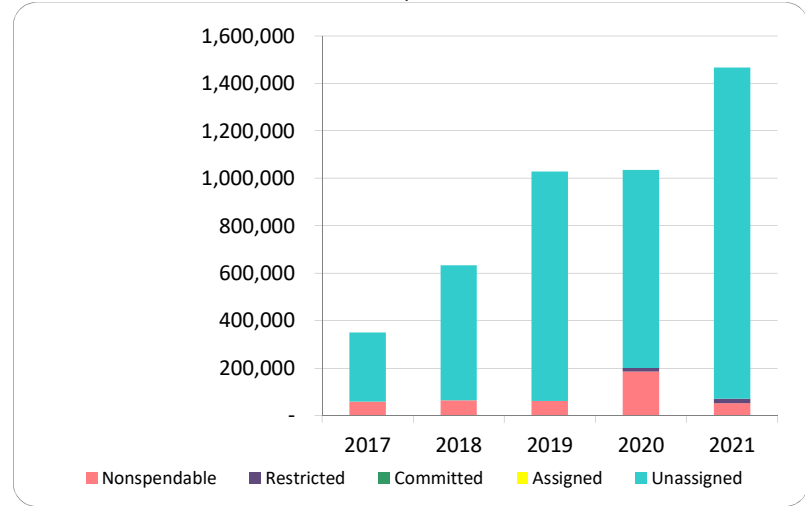
2. Compared to the prior year

	2020	2021	% change
Revenue	6,616,050	7,119,481	7.61%
Expenditures	6,464,879	6,811,143	5.36%
Surplus (shortfall)	151,171	308,338	103.97%
Fund balance, by component:			
Nonspendable	185,163	52,072	-71.88%
Restricted	14,793	18,365	24.15%
Committed	-	-	N/A
Assigned	-	-	N/A
Unassigned	834,753	1,396,342	67.28%
total fund balance	1,034,709	1,466,779	41.76%

3. Fund balance per capita - compared to the prior year



4. Historical trends of individual components



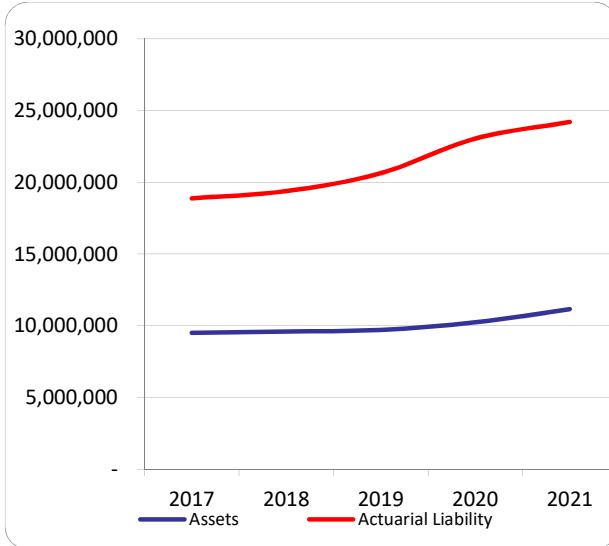
Commentary:

For more information on our unit's finances, contact Daniel K Eashoo at 810-640-2000 ext. 226.

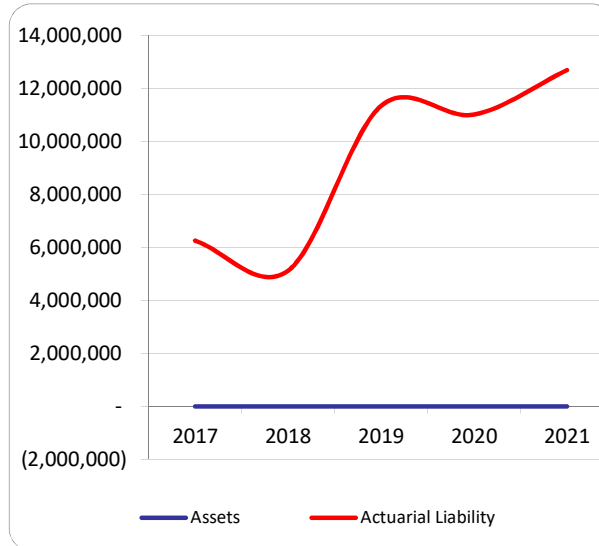
**CITIZEN'S GUIDE TO LOCAL UNIT FINANCES - Genesee Charter Township (25-1110)**

**OTHER LONG TERM OBLIGATIONS**

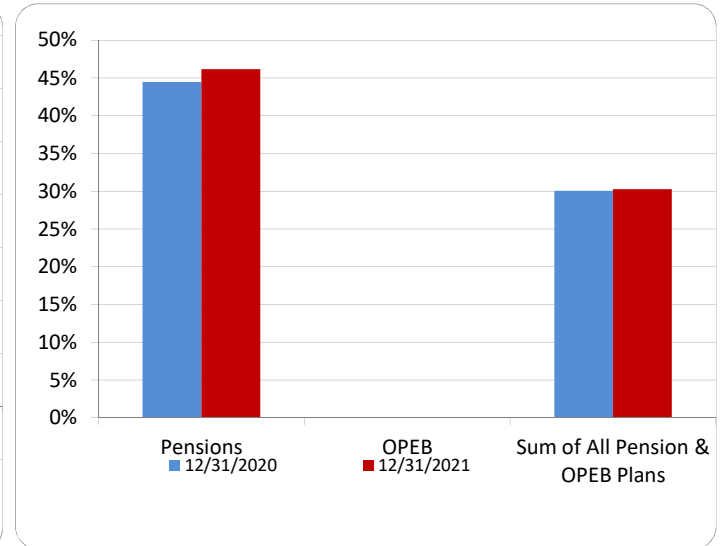
1. Pension funding status



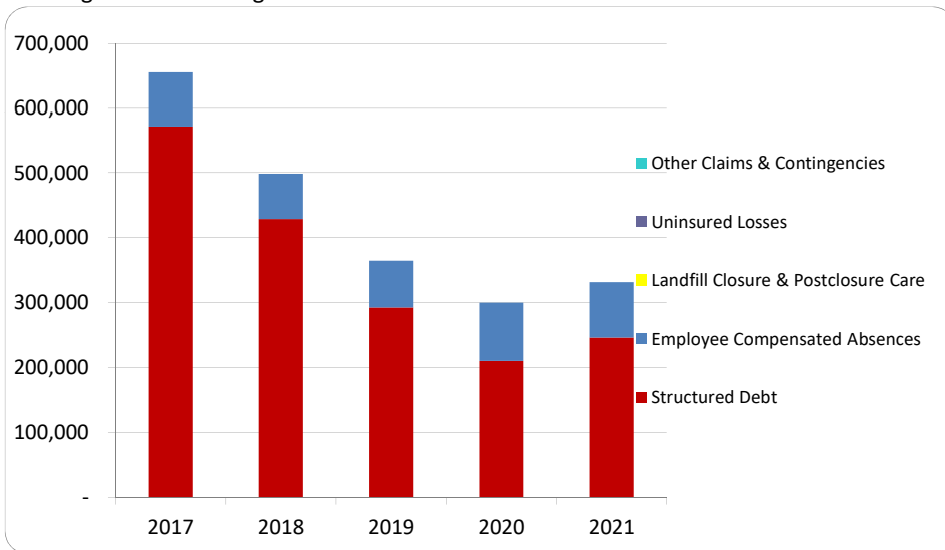
2. Retiree Health care funding status



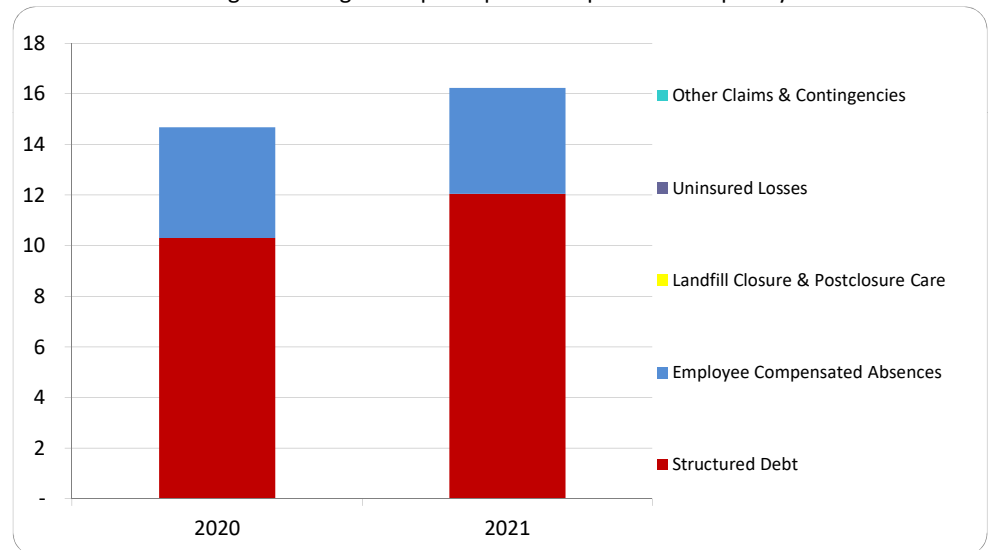
3. Percent funded - compared to the prior year



4. Long Term Debt obligations:



5. Debt & other long term obligations per capita - compared to the prior year



Commentary: