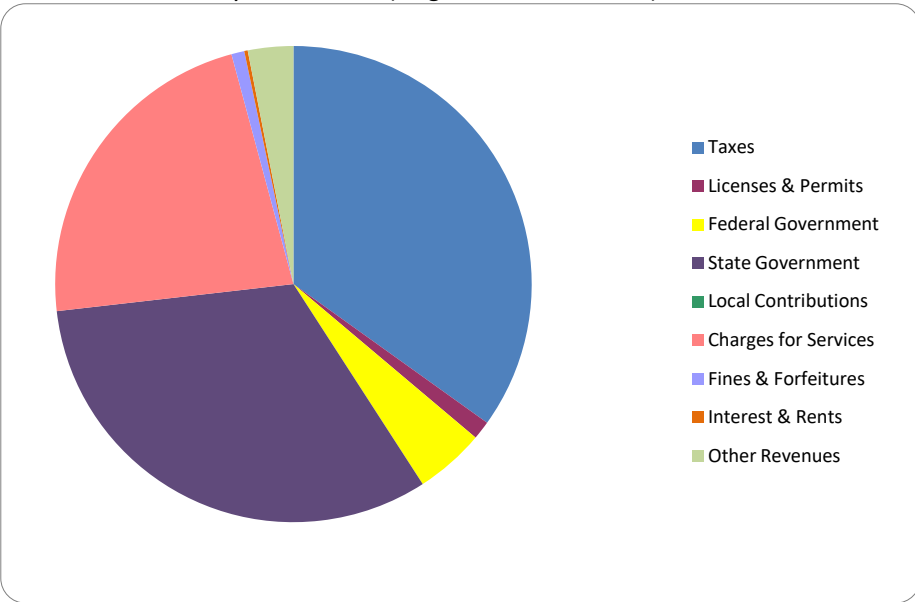


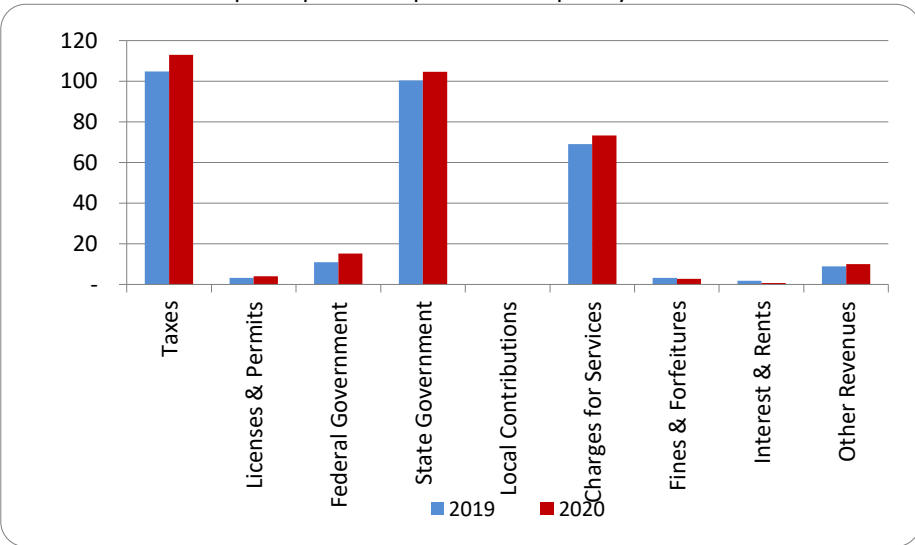
**1. Where our money comes from (all governmental funds)**



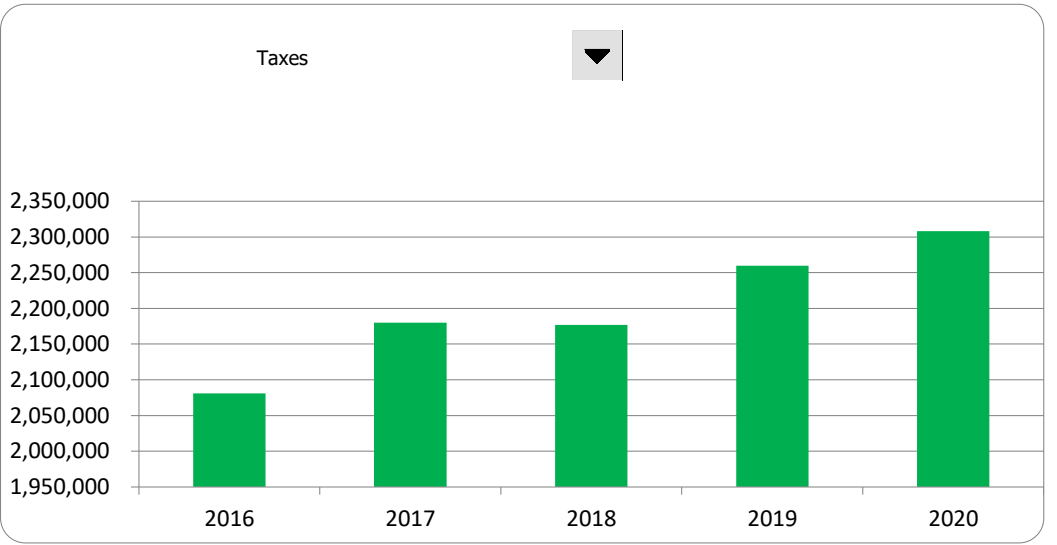
**2. Compared to the prior year**

	<u>2019</u>	<u>2020</u>	<u>% change</u>
Taxes	\$ 2,259,867	\$ 2,308,363	2.15%
Licenses & Permits	71,553	83,083	16.11%
Federal Government	236,598	312,296	31.99%
State Government	2,165,696	2,138,321	-1.26%
Local Contributions	-	-	N/A
Charges for Services	1,491,110	1,496,447	0.36%
Fines & Forfeitures	69,457	58,410	-15.90%
Interest & Rents	40,658	15,430	-62.05%
Other Revenues	192,599	203,700	5.76%
<b>Total Revenues</b>	<b>\$ 6,527,538</b>	<b>\$ 6,616,050</b>	<b>1.36%</b>

**3. Revenue sources per capita - compared to the prior year**



**4. Historical trends of individual sources**



**Commentary:**

For more information on our unit's finances, contact Daniel K Eashoo at 810-640-2000 ext. 226.