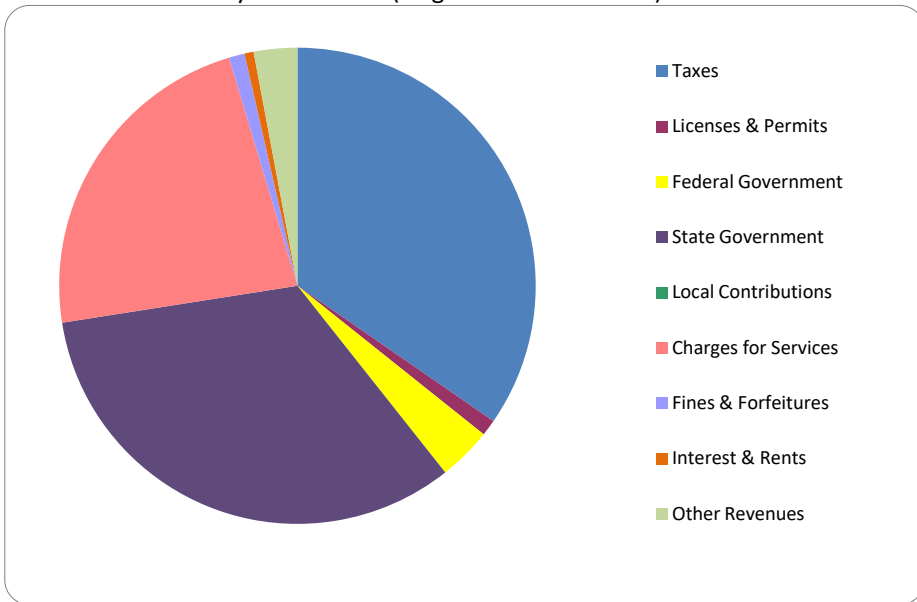


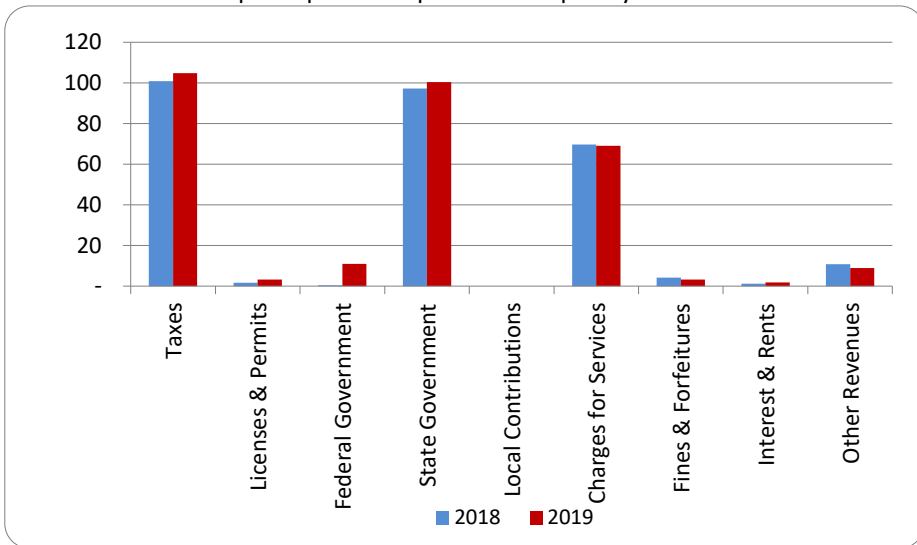
1. Where our money comes from (all governmental funds)



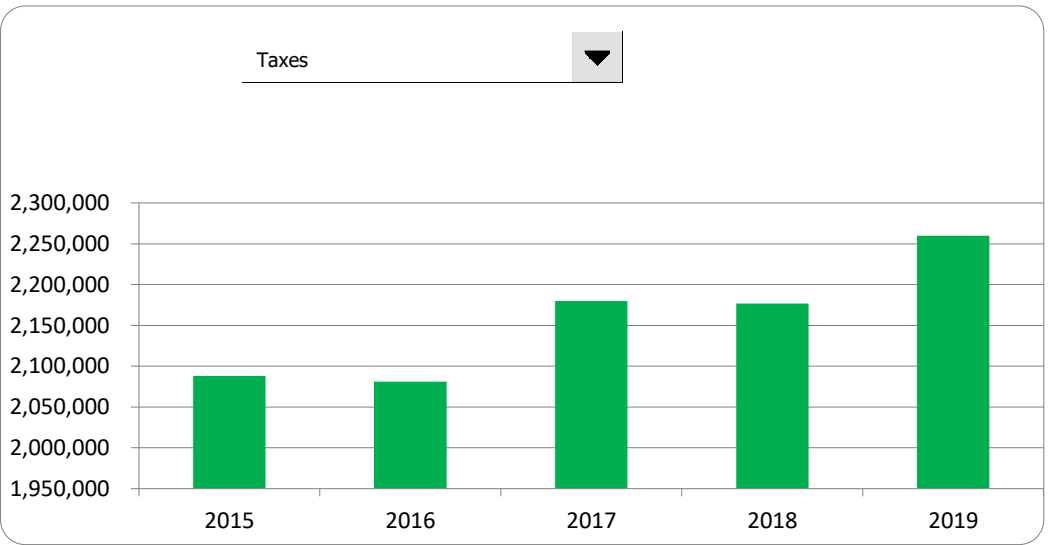
2. Compared to the prior year

| | <u>2018</u> | <u>2019</u> | <u>% change</u> |
|-----------------------|---------------------|---------------------|-----------------|
| Taxes | \$ 2,176,912 | \$ 2,259,867 | 3.81% |
| Licenses & Permits | 38,124 | 71,553 | 87.68% |
| Federal Government | 9,014 | 236,598 | 2524.78% |
| State Government | 2,098,750 | 2,165,696 | 3.19% |
| Local Contributions | - | - | N/A |
| Charges for Services | 1,504,228 | 1,491,110 | -0.87% |
| Fines & Forfeitures | 91,515 | 69,457 | -24.10% |
| Interest & Rents | 25,683 | 40,658 | 58.31% |
| Other Revenues | 232,514 | 192,599 | -17.17% |
| Total Revenues | \$ 6,176,740 | \$ 6,527,538 | 5.68% |

3. Revenue sources per capita - compared to the prior year



4. Historical trends of individual sources



Commentary:

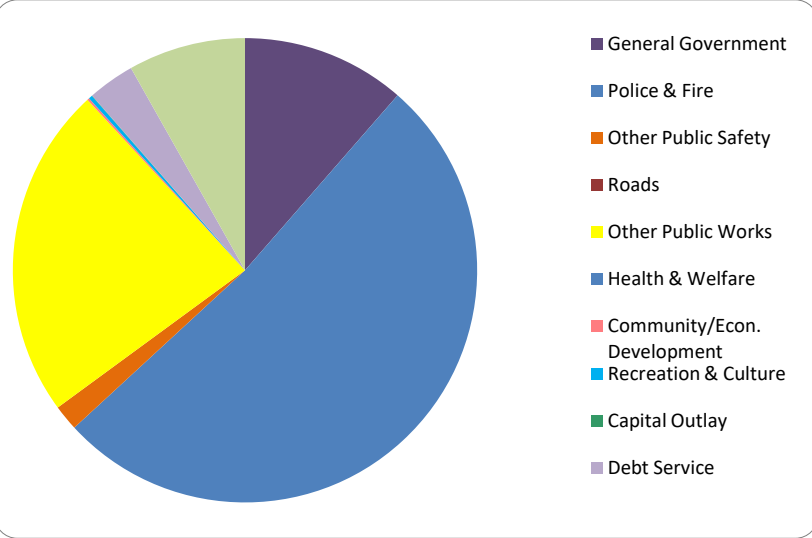
For more information on our unit's finances, contact Daniel K Eashoo at 810-640-2000 ext. 226.

CITIZEN'S GUIDE TO LOCAL UNIT FINANCES - Genesee Charter Township (25-1110)

EXPENDITURES

1. Where we spend our money (all governmental funds)

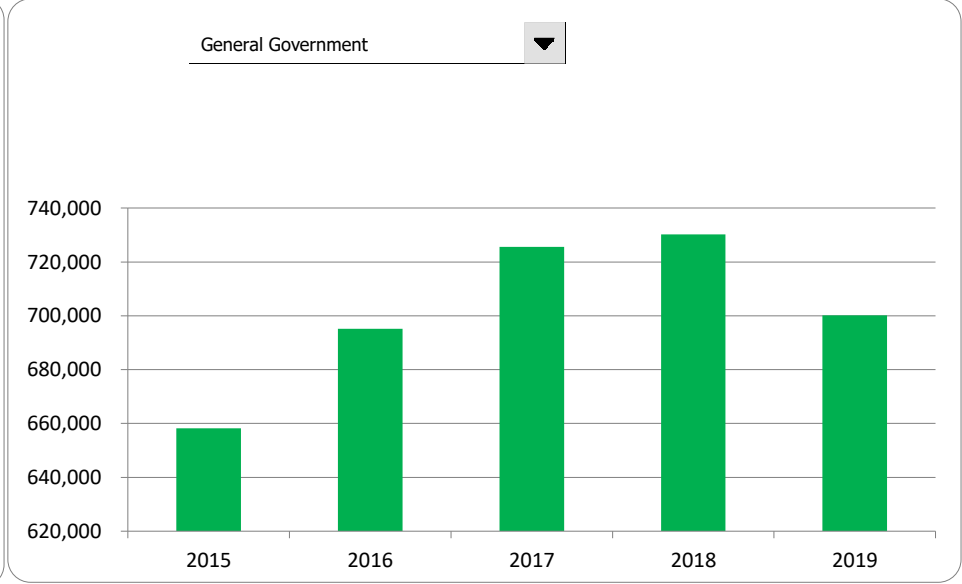
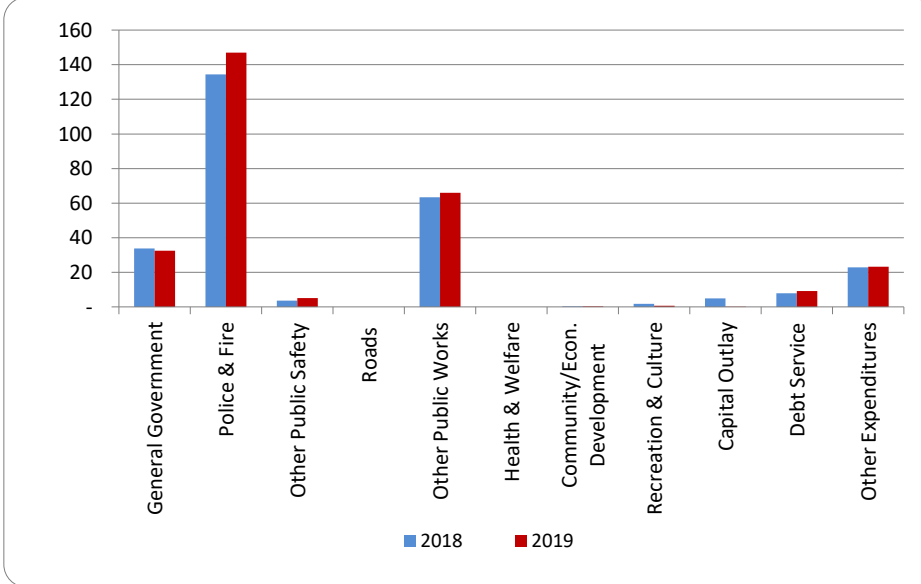
2. Compared to the prior year



| | 2018 | 2019 | % change |
|-----------------------------|---------------------|---------------------|--------------|
| General Government | \$ 730,197 | \$ 700,113 | -4.12% |
| Police & Fire | 2,901,117 | 3,172,601 | 9.36% |
| Other Public Safety | 77,955 | 109,543 | 40.52% |
| Roads | - | - | N/A |
| Other Public Works | 1,369,967 | 1,422,578 | 3.84% |
| Health & Welfare | - | - | N/A |
| Community/Econ. Development | 7,165 | 8,737 | 21.94% |
| Recreation & Culture | 37,454 | 16,199 | -56.75% |
| Capital Outlay | 106,625 | 1,711 | -98.40% |
| Debt Service | 169,840 | 200,310 | 17.94% |
| Other Expenditures | 492,739 | 501,167 | 1.71% |
| Total Expenditures | \$ 5,893,059 | \$ 6,132,959 | 4.07% |

3. Spending per capita - compared to the prior year

4. Historical trends of individual departments:



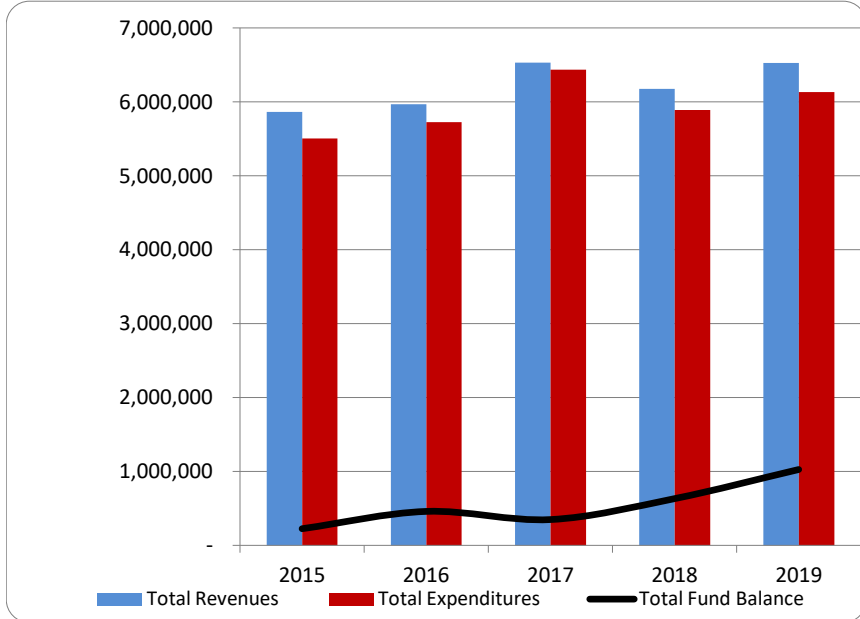
Commentary:

For more information on our unit's finances, contact Daniel K Eashoo at 810-640-2000 ext. 226.

CITIZEN'S GUIDE TO LOCAL UNIT FINANCES - Genesee Charter Township (25-1110)

FINANCIAL POSITION

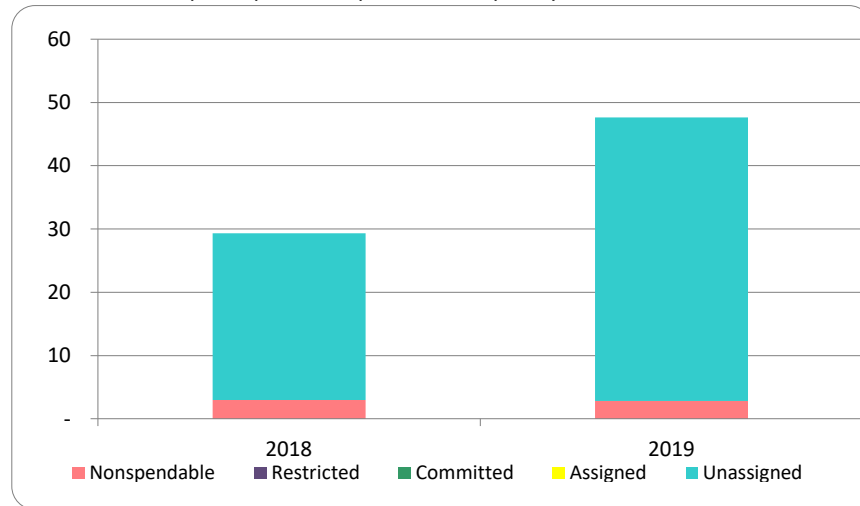
1. How have we managed our governmental fund resources (fund balance)?



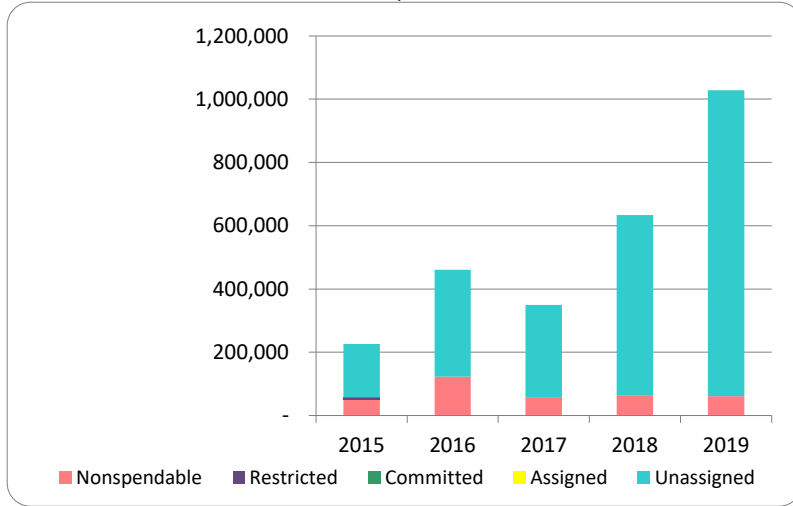
2. Compared to the prior year

| | 2018 | 2019 | % change |
|-----------------------------|-----------|-----------|----------|
| Revenue | 6,176,740 | 6,527,538 | 5.68% |
| Expenditures | 5,893,059 | 6,132,959 | 4.07% |
| Surplus (shortfall) | 283,681 | 394,579 | 39.09% |
| Fund balance, by component: | | | |
| Nondspendable | 64,581 | 61,386 | -4.95% |
| Restricted | - | - | N/A |
| Committed | - | - | N/A |
| Assigned | - | - | N/A |
| Unassigned | 568,967 | 966,741 | 69.91% |
| total fund balance | 633,548 | 1,028,127 | 62.28% |

3. Fund balance per capita - compared to the prior year



4. Historical trends of individual components

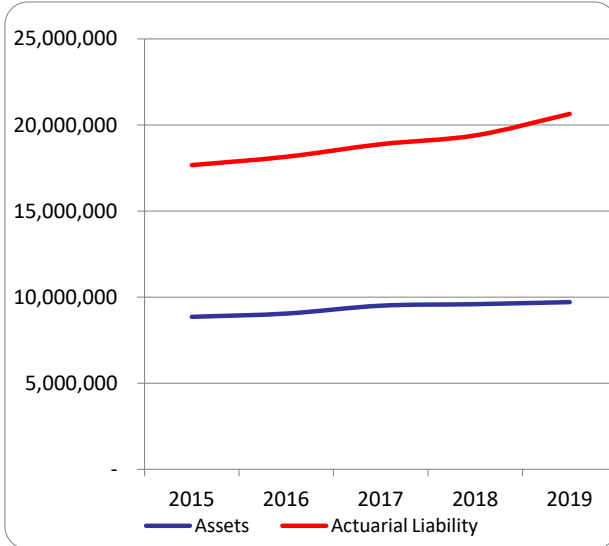


Commentary:

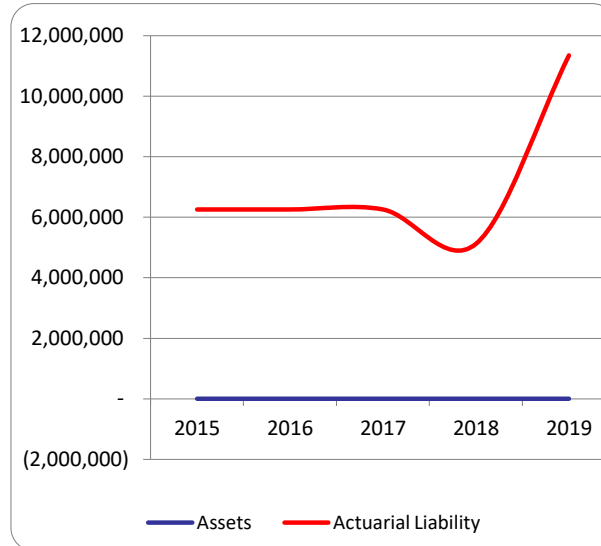
CITIZEN'S GUIDE TO LOCAL UNIT FINANCES - Genesee Charter Township (25-1110)

OTHER LONG TERM OBLIGATIONS

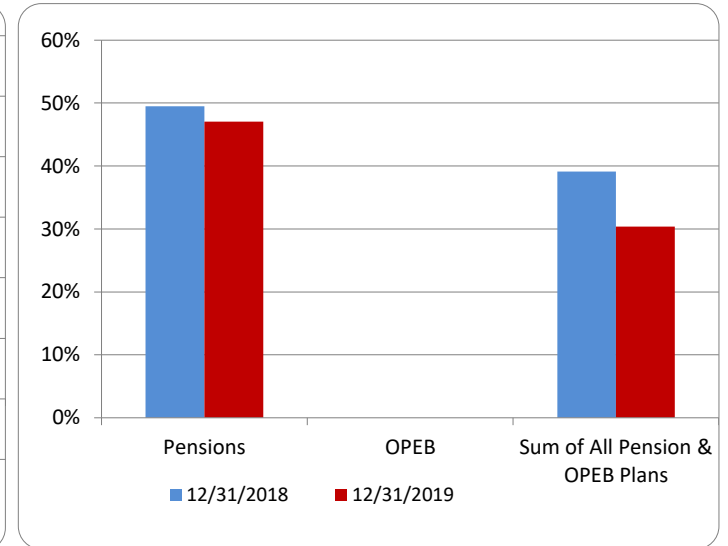
1. Pension funding status



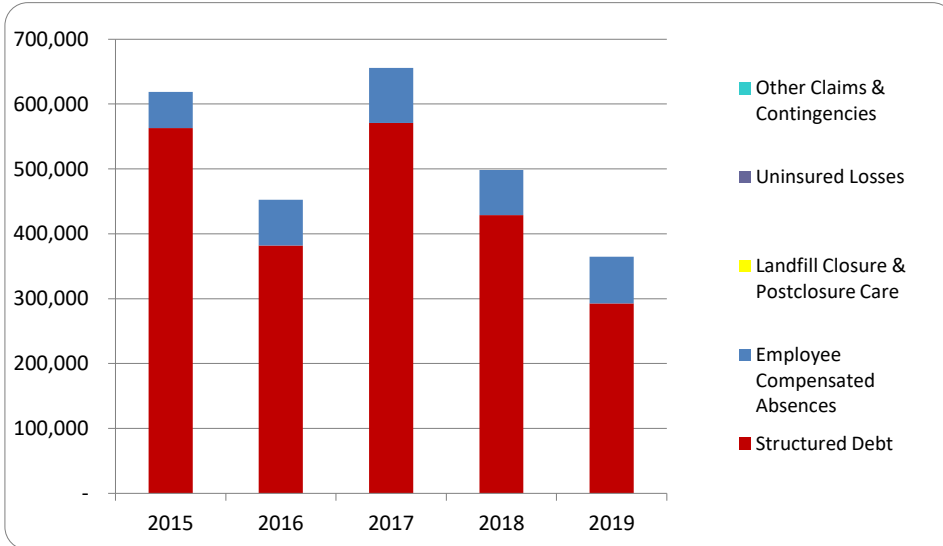
2. Retiree Health care funding status



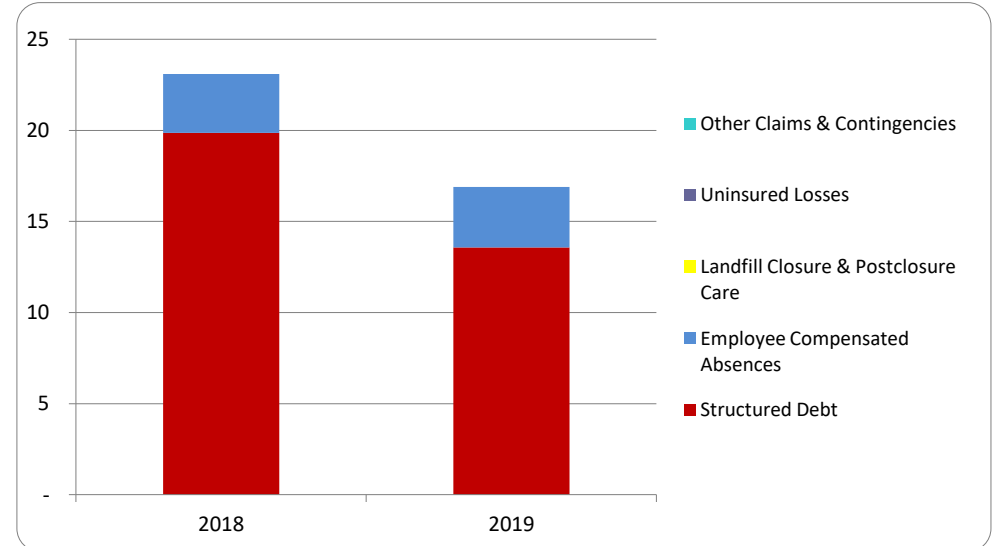
3. Percent funded - compared to the prior year



4. Long Term Debt obligations:



5. Debt & other long term obligations per capita - compared to the prior year



Commentary: